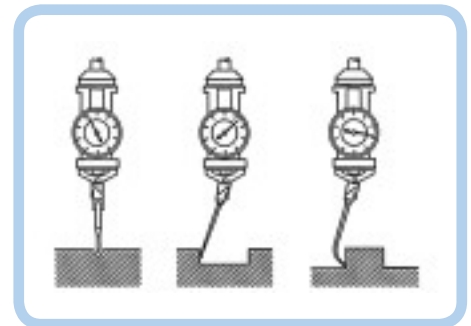


Universal Centre Finder with Indicator

Features

- Standard: Factory Standard
- Universal equipment for finding the centre of a bore or to measure the concentricity of work pieces
- Indicator always faces operator, also when spindle runs
- With double indicator for maximum accuracy
- For vertical and horizontal use
- Includes 6 touch points for internal and external measurement



UNIVERSAL CENTRE FINDER

Code No	Description	Range - Internal (mm)	Range - External (mm)	Concentricity	Accuracy (mm)	Indicator Range (mm)
MW612-01	Centre finder	3.5-300	0-300	0.005mm	0.01	0-3

Digital Bore Gauging

Features

Standard: DIN 863 - Part 4

- Measurement range from 6-100mm
- Ergonomically designed pistol grip body
- Functions include 2 pre-set memories, tolerance indicator lights and mm/inch conversion
- RS232 data output facility
- Self centring measuring heads with tungsten carbide contact points
- Setting rings provided with each instrument complete with traceable certification
- Blind bore measurement on all instruments above 12.5mm



BOXED SETS

Code No	Range (mm)	Note	Accuracy (mm)
SXTHSY3M-MW	6-10	Maximum bore depth - 58mm	0.004
SXTHSY4M-MW	10-20	Maximum bore depth - 62mm	0.004
SXTHSY5M-MW	20-50	Maximum bore depth - 66mm	0.004
SXTHSY6M-MW	50-100	Maximum bore depth - 82mm	0.005
SXTHSY10M-MW	6-20	Maximum bore depth - 58-62mm	0.004
SXTHSY11M-MW	20-100	Maximum bore depth - 66-82mm	0.005

Analogue Bore Gauging

Features

Standard: DIN 863

- Range 2-300mm
- 2-6mm 2 point / 6-300mm 3 point measurement
- Tungsten carbide contact points above 12.5mm
- Traceable certificates supplied as standard with all micrometers and setting rings
- Blind bore measurement from 2-6mm and above 12.5mm diameter
- Micrometer head fitted with a ratchet for constant gauging pressure
- Supplied in robust fitted case
- Extensions available above 6mm for deep hole measurement
- Price includes setting ring
- Available as individual instruments or boxed sets



ANALOGUE BORE GAUGING

Code No	Range (mm)	Accuracy (mm)	Depth (mm)
EXP1M-MW	2-2.5	0.004	9
EXP2M-MW	2.5-3	0.004	9
EXP3M-MW	3-4	0.004	12
EXP4M-MW	4-5	0.004	18
EXP5M-MW	5-6	0.004	18
EXP6M-MW	6-8	0.004	58
EXP8M-MW	8-10	0.004	58
EXP10M-MW	10-12.5	0.004	58
EXP12M-MW	12.5-16	0.004	62
EXP16M-MW	16-20	0.004	62
EXP20M-MW	20-25	0.004	66
EXP25M-MW	25-35	0.004	66
EXP35M-MW	35-50	0.004	80
EXP50M-MW	50-65	0.005	80
EXP65M-MW	65-80	0.005	80
EXP80M-MW	80-100	0.005	100
EXP100M-MW	100-125	0.006	115
EXP125M-MW	125-150	0.006	115
EXP150M-MW	150-175	0.007	115
EXP175M-MW	175-200	0.007	115
EXP200M-MW	200-225	0.008	118
EXP225M-MW	225-250	0.008	118
EXP250M-MW	250-275	0.009	118
EXP275M-MW	275-300	0.009	118

BOXED SETS

Code No	Range (mm)
EXPS1M-MW	2-3
EXPS2M-MW	3-6
EXPS3M-MW	6-10
EXPS4M-MW	10-20
EXPS5M-MW	20-50
EXPS6M-MW	50-100
EXPS7M-MW	100-150
EXPS8M-MW	150-200

Cylinder Bore Gauge Sets 316 Series


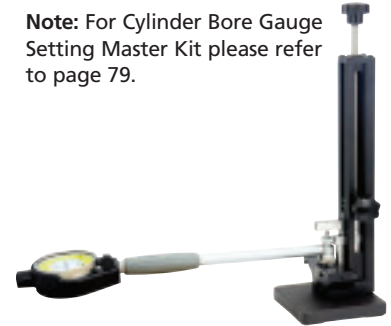
Features

- With interchangeable contact points
- Set of carbide tipped contact points included
- Unique self centring device
- Supplied with dial indicator, resolution 0.01mm
- Packed as set with all necessary accessories to measure the complete range as shown

Digital Bore Gauge Sets

- Supplied with digital indicator with bar graph and numerical display

Note: For Cylinder Bore Gauge Setting Master Kit please refer to page 79.



CYLINDER BORE GAUGES

Code No	Range (mm)	Resolution (mm)
MW316-01	6-10	0.01
MW316-02	10-18	0.01
MW316-03	18-35	0.01
MW316-04	35-50	0.01
MW316-05	50-160	0.01
MW316-06	160-250	0.01

DIGITAL BORE GAUGE SET

Code No	Range (mm)	Resolution (mm)	Resolution (inch)	Measuring Depth (mm)	Measuring Depth (inch)
MW316-12D	35-160	0.001	0.0005	200	8