

VECTRA-TOUCH



VECTRA-TOUCH

INTRODUCTION

The "Vectra-Touch" height measuring instruments are of universal use in any production field. They are the result of 40 years of experience in development and manufacturing. This experience makes it possible to introduce a product that combines ergonomic design with new technology. Its reliable concept is a reference for durability. Ease of use and quick performance of all required measuring tasks allow unlimited applications in any manufacturing area.

The distinctive design of the Vectra-Touch, as well as its exceptional functionalities, offer the user an ease of use unequalled on the market. The display unit is identical for all models and gathers all assets for a rational use in the workshop. A limited number of keys (19) makes the instrument accessible to any user, whatever his level of training. The robust colour touch screen offers great ease of use. Only essential information will be provided to the user. A graphic assistance guides the execution of all measurements.

Ease of use has been an absolute priority in the requirements, thus resulting in functions, usually considered as complex, such as 2D, programming, statistics, becoming child's play.

CLEAR DISPLAY WITH LARGE DIGITS

GRAPHIC HELP FOR MEASURING

PRINTING OF REPORTS ON USB PRINTER

BACKUP ON EXTERNAL SUPPORT (USB KEY)




















MEASURING RANGE FROM 300 MM TO 2000 MM

AVAILABLE IN MANUAL OR MOTORIZED VERSION

WORKING ON ACCUMULATOR

LARGE RANGE OF ACCESSORIES

DESCRIPTION

-  Surfaces
-  Internal/external diameters
-  Centerline distances
-  Graphic help "EasyScan"
-  Min/Max/Delta
-  9 references
-  Squareness measurements
-  Angle measurements
-  Calculation mode
-  Tolerances
-  2D measuring mode
-  Measurement sequences
-  Statistical analysis
-  Temperature compensation
-  Online help
-  USB ports
-  RS232 ports
-  Wireless communication
-  Automatic displacement



VECTRA-TOUCH

DISPLAY / SOFTWARE

The colour display facilitates the reading of all measuring parameters. The functions are easily and directly accessible. The display unit is identical for all models.

VERY SIMPLE GRAPHIC INTERFACE

DATE AND TIME DISPLAY

DISPLAY OF ENVIRONMENTAL TEMPERATURE

ACOUSTIC AND GRAPHIC PROBING INDICATOR

GRAPHIC DISPLAY OF SQUARENESS

COLOR TOUCH SCREEN

MEASURING IN 2D MODE

PROGRAMMING OF MEASURING SEQUENCES

STATISTICAL ANALYSIS


TEMPERATURE COMPENSATION FEATURE

INTEGRATED ON LINE HELP

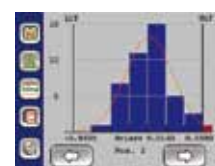
BUFFER WITH 999 VALUES




Touch-screen with intuitive interface



Graphic display of squareness



Statistical analysis of measurement results



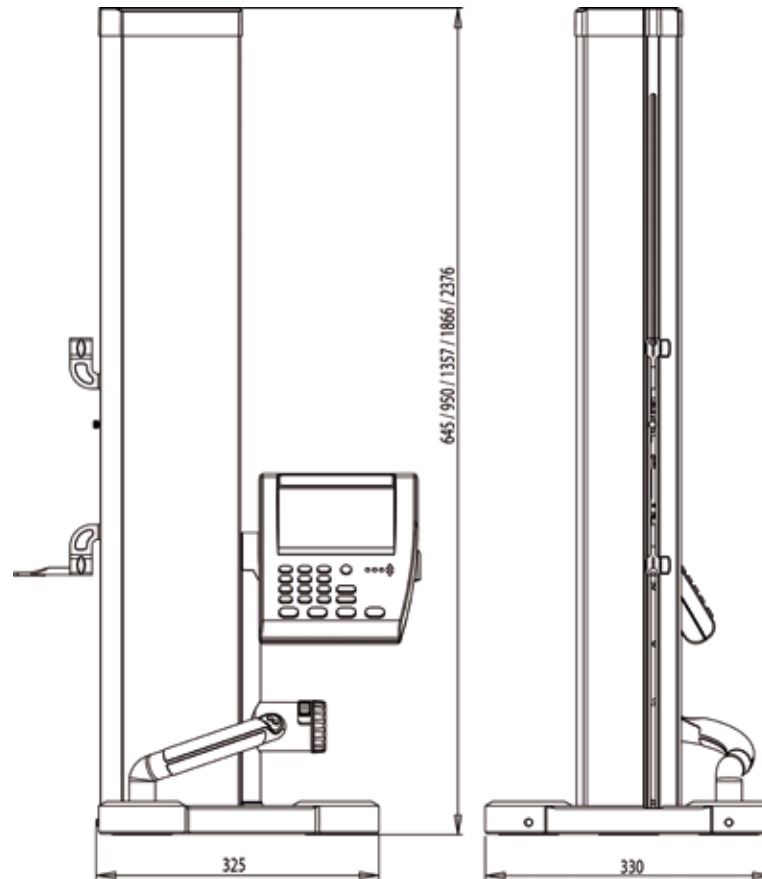
Graphic help for each function

TECHNICAL SPECIFICATIONS

Vectra-Touch		300	600	1000	1500	2000
Measuring range	mm(in)	305 (12)	610 (24)	1016 (40)	1524 (60)	2034 (80)
With second probe holder	mm(in)	567 (22)	872 (34)	1278 (50)	1786 (70)	2296 (90)
Max. permissible errors ¹⁾	µm	2+ L(mm)/400			2.5 + L(mm)/300	
Repeatability (2s) ¹⁾	µm	1 (Ø:2)				
Resolutions	mm(in)	0.01/0.001/0.0001 (.001/.0001/.00001)				
Manual carriage displacement speed	mm/s	1000				
Motorized carriage displacement speed	mm/s	150				
Measuring force (adjustable)	N	0.5 ÷ 1.8				
Frontal squareness deviation	µm	4	6	10	15	25
Autonomy	h	> 8				
Data output		2 x RS232 C and 2 x USB (A et B)				
Operational temperature	°C	+10 ÷ +40				
Temperature of storage	°C	-10 ÷ +40				
Weight	kg	22	25	29	39	44

¹⁾ Values valid with standard ball probe (TA-MI-101) at temperature of 20 ± 0.5°C and relative humidity of 50 ± 5%.

SCHEMA



STANDARD INSTRUMENT

The Vectra-Touch instruments are supplied as follows:


Instrument according to specifications	User's manual (750 50 0002 03)
Charging unit (TA-EL-130)	Test certificate
Measuring insert with ruby ball Ø 4 mm (TA-MI-101)	Hex screw driver 2 mm (TA-TO-002)
Setting gauge (TA-MG-101)	Hex screw wrench 5 mm (TA-TO-001)
Protection cover (TA-TO-109/110/111/112/113)	Touch screen pen (LABC-30.3)

CODE NUMBERS

Manual	Motorized	
VT300MA 700 107 10 01	VT300MO 700 107 10 02	Measuring range 300 mm
VT600MA 700 107 20 01	VT600MO 700 107 20 02	Measuring range 600 mm
VT1000MA 700 107 30 01	VT1000MO 700 107 30 02	Measuring range 1000 mm
VT1500MA 700 107 40 01		Measuring range 1500 mm
VT2000MA 700 107 50 01		Measuring range 2000 mm

VECTRA-TOUCH


APPLICATIONS




Diameter measurement with graphic help "EasyScan" (TA-MI-101/TA-AD-101)



Squariness mechanically adjusted on all instruments



Measurement of angles and cones with graphic help display (TA-MI-101/TA-AD-101)



Measurement with automatic displacement in programming mode



Checking of squariness using an additional electronic probe and colour print-out of the curve (TA-MS-101)



Measurement using temperature compensation system with optional external sensor (TA-EL-120)



Storage of all data to an external memory, e.g. USB Memory Stick (TA-EL-140)



Wireless communication by Bluetooth or Wi-Fi (optional) (TA-EL-123/4)



Standard probes up to 320 mm. (here optional 550 mm)